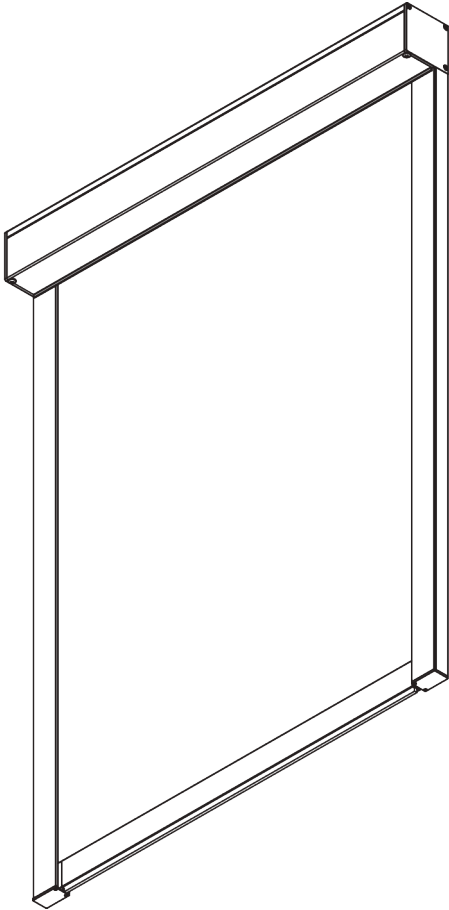



SG 4760



PRODUCT INFORMATION

- **Operation:** motorised
- **Range:** S
- **Fitting:** ceiling, wall, recess
- **Colours:** white RAL 9016 or black RAL 9005, special colours possible
- **Fabrics:** refer to Silent Gliss fabric collection

Features:

- Zip technology
- Quiet and fast motors
- Soft stop
- Various control options
- 40 mm side channel, pre-drilled fixing points

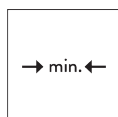
02/2025/V1

SYSTEM SPECIFICATIONS

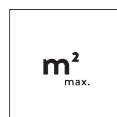
A. SYSTEM DIMENSIONS



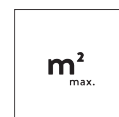
1.6 m



65 cm



1.6 m



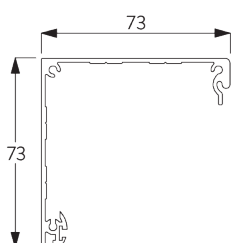
2.5 m²



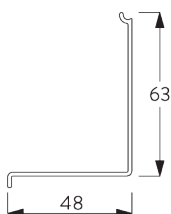
2 kg

B. PROFILE

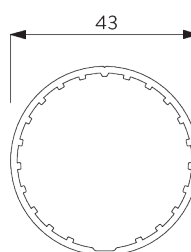
Profile information



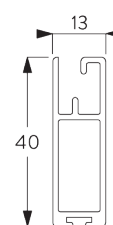
SG 10994
Box case 73 mm



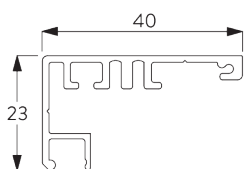
SG 10995
Box cover 73 mm



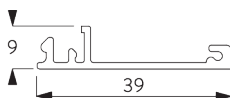
SG 10532
Tube ø 43 mm



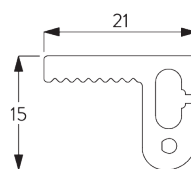
SG 10993
Bottom bar



SG 11418
Side guide case



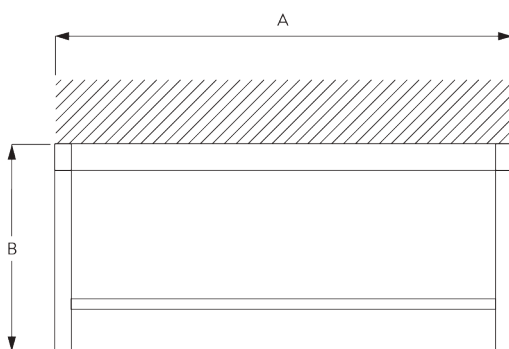
SG 11419
Side guide cover



SG 11421
Zip profile

C. HOW TO MEASURE

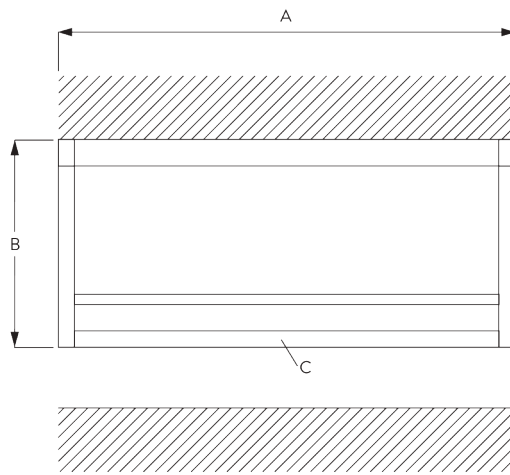
Inside fitting



A: System width
B: System height



Face fitting



- A: System width
- B: System height
- C: Optional: end profile (SG 11418 / SG 11419)

D. SPECIFICATION

TEXT

EN

Silent Gliss SG 4760 Electrically Operated Dim-Out Roller Blind System with SG Series 20 motors. For blinds up to 1.6m wide by 1.6m drop, max 2.5sq.m. Supplied complete and made to measure comprising aluminium headbox SG 10994-5 (73 mm), side profiles SG 11418 / SG 11419 and bottom hem bar SG 10993 in white or black powder coat finish as standard.

Fabric edges retained by two component zip profile SG 11421. Operation by mains switch (not supplied) or mains switching by third party control system or SG 0450 remote control system (wireless controls at extra cost). All wiring to be strictly in accordance with Silent Gliss wiring diagrams. Fabric to be chosen from the Silent Gliss fabric range, Price Group 1R / 2R / 3R.

SV

Silent Gliss SG 4760 mörkläggningsrullgardin med motor serie 20. För system max 1,6 x 1,6 m, eller totalt max 2,5 m². Levereras komplett i kundmått bestående av toppkassett i aluminium SG 10994-5 (73 mm), sidoprofiler SG 11418 / SG 11419 samt tyngdprofil SG 10993 i vit eller svart epoxy lack. Textilens kant försedd med zip profil SG 11421. Integrerad 230V motor SG 10320 / (SG 10321 radiomottagare) vänster / höger sida. Styrning via väggkontakt (ej inkluderad), via fjärrkontroll eller via externt styrsystem. All elinstallation skall följa Silent Gliss kopplingschema. Textil från Silent Gliss textilprogram i prisgrupp 1-3.

NO

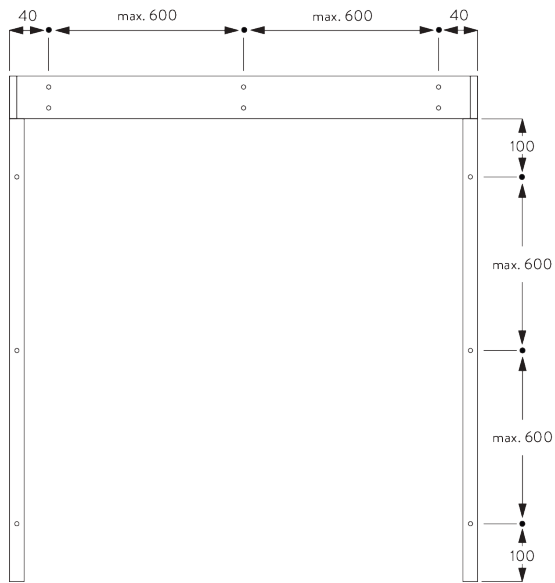
Silent Gliss SG 4760 Mørkleggende rullegardin med motor serie 20. For system inntil 1,6 x 1,6 m, eller totalt max 2,5 m². Levereras komplett måltilpasset. Består av toppkasse i aluminium SG 10994-5 (73 mm), sideprofiler SG 11418 / SG 11419 samt tyngdeprofil SG 10993 i hvit eller svart epoxy lakk. Sidene på tekstilet er festet med zip profil SG 11421. Integrert 230V motor SG10320 / (SG 10321 radiomottaker) venstre eller høyre side. Betjenes med veggbryter (ikke inkludert), fjernkontroll eller via eksternt styrsystem. Ved alle elektriske installasjoner skal Silent Gliss koblingskjema benyttes. Tekstiler fra Silent Gliss tekstilkolleksjon i prisgrupp 1-3.

FITTING

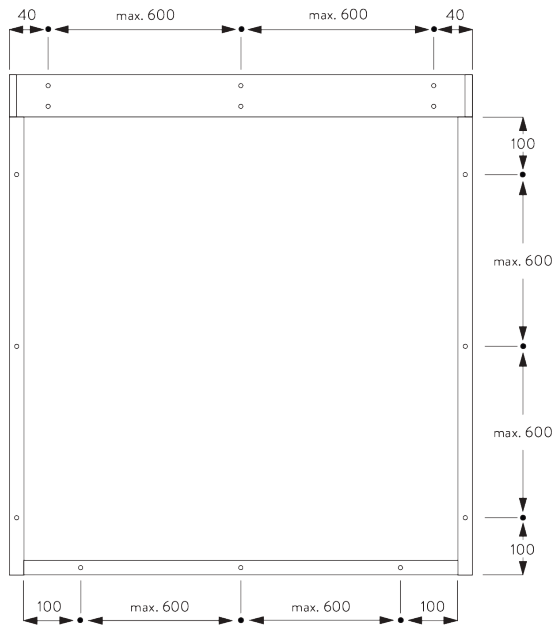
A. FITTING INFORMATION

For detailed fitting information, visit the Silent Gliss website.

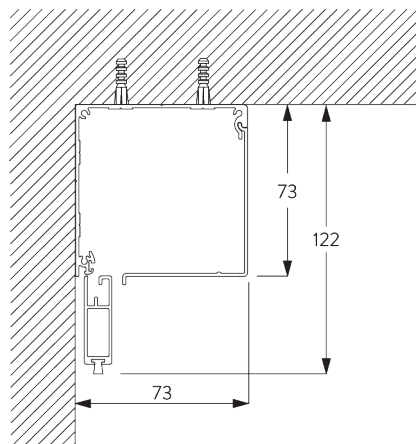
Inside fitting - fixing points



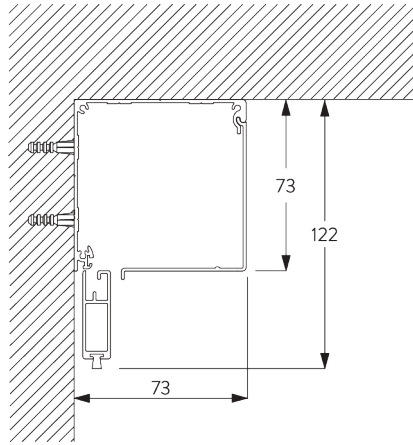
Face fitting - fixing points



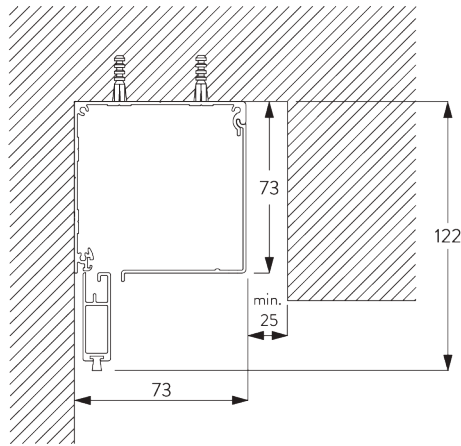
B. CEILING FITTING



C. WALL FITTING

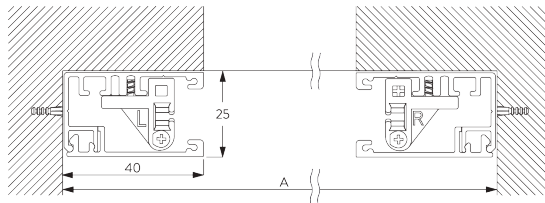


D. RECESS FITTING



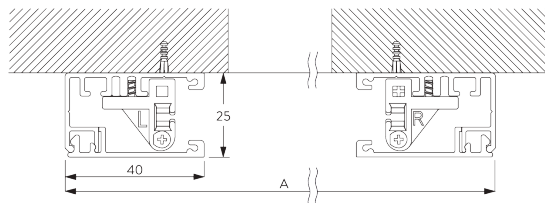
E. SIDE PROFILES
SG 11418 / SG 11419

Inside fitting



A: System width

Face fitting



A: System width

MOTORS & CONTROLS

A. MOTOR FEATURES

Motors	50-Series	20-Series	20-Series	10-Series K	5-Series
	SG 11251	SG 10523	SG 10522	SG 10514	SG 10715

Motor Features

Soft stop	•	•	•		
Electronic end-stop	•	•	•		
Electronic revolution counter (unlimited revolution)	•	•	•		
Mechanical end-stop				•	•
Mechanical revolution counter (limited revolution)				•	•
Two intermediate positions possible		•			
Bottom bar alignment	•				
Noiseless stop		•	•	•	
Parallel wiring possible without additional relays		•	•		
Disconnectable motor cable	•	•	•		
IP class	IP 30	IP 44	IP 44	IP 44	IP 44

Control Features

Mains power control		•	•	•	•
SG Control L (built-in receiver)		•			
Smart by Silent Gliss	•				
Suitable for most major home automation systems (with suitable interface)		•	•	•	•

B. MOTOR SPECIFICATIONS

Motors	Min. system width	Voltage	Current	Frequency	Speed	Frequency receiver
50-Series (Smart by Silent Gliss)						
SG 11251	65 cm	24 V DC	1.5 A	-	32 rpm	-
20-Series						
SG 10522 (standard)	65 cm	230 V AC	0.55 A	50 Hz	30 rpm	-
SG 10523	65 cm	230 V AC	0.55 A	50 Hz	30 rpm	868/915 MHz
10-Series K						
SG 10514	65 cm	230 V AC	0.52 A	50 Hz	30 rpm	-
5-Series						
SG 10715	65 cm	230 V AC	0.485 A	50-60 Hz	28 rpm	-

C. OPERATING METHODS

See catalogue "controls" for details.

Wall Switch



System can be operated by fixed wall switch.

SG Control L



Various radio hand-held and wall transmitters available.



Silent Gliss Move App.

Smart by Silent Gliss



Open designed two-way communication system which allows to flawlessly integrate products with most major building management systems.

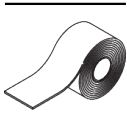

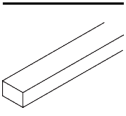
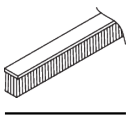
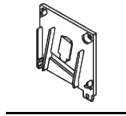
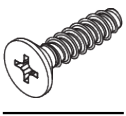
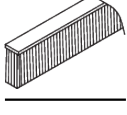
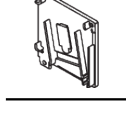
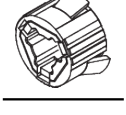
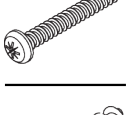
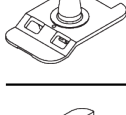
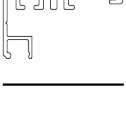
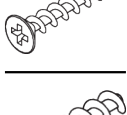
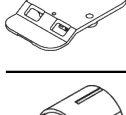

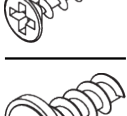
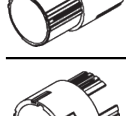
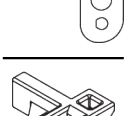
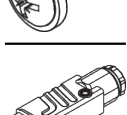

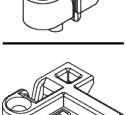
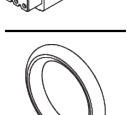
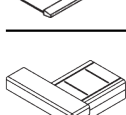
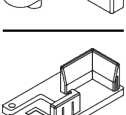
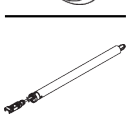
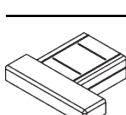
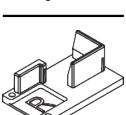
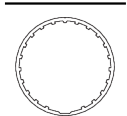
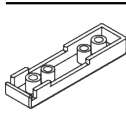

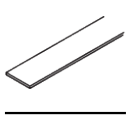
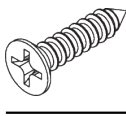
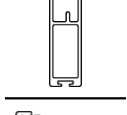
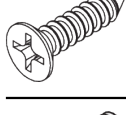




D. WIRING
DIAGRAMS



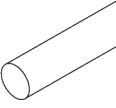
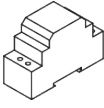

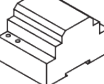
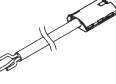
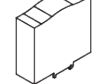

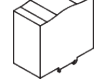



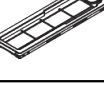
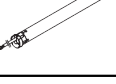






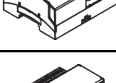
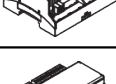
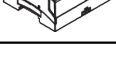
Refer to Silent Gliss website.

PARTS

A. STANDARD PARTS

	SG 4226 Double tape 30 mm		SG 10995 Box cover 73 mm		SG 11060 Foam tape adhesive
	SG 4508 Brush 5x7 mm		SG 11004 End cover left 73 mm		SG 11324 PT Screw Countersunk KA35x14
	SG 4509 Brush 5x12 mm		SG 11005 End cover right 73 mm		SG 11354 Motor drive 10/20-Series
	SG 6791 Pan head screw 3.9x32		SG 11011 Clip		SG 11418 Side guide case
	SG 6933 PT Countersunk screw KA25x16		SG 11013 Clip		SG 11419 Side guide cover
	SG 6936 PT Countersunk screw KA22x10		SG 11014 Tube adapter		SG 11421 Zip profile
	SG 6942 Pan head screw KA30x8		SG 11016 Tube adapter		SG 11473 Zip guide left
	SG 9917 Hirschmann portable socket-outlet STAK 3 N		SG 11025 Zip		SG 11474 Zip guide right
	SG 10284 O-Ring		SG 11028 End cover left		SG 11475 Side guide end cover left
	SG 10522 Motor 230V AC, 20-Series S 3/30		SG 11029 End cover right		SG 11476 Side guide end cover right
	SG 10532 Tube ø 43 mm		SG 11030 Cover		
	SG 10668 PVC strip 10 mm		SG 11034 Countersunk head screw 3.5x16		
	SG 10993 Bottom bar		SG 11035 Countersunk head screw 2.2x9.5		
	SG 10994 Box case 73 mm		SG 11059 Pan head screw with flange M4x12		

B. OPTIONAL PARTS

	SG 4951 Bottom weight ø 8 mm		SG 11263 Power supply 24V DC, 2 Ampere DIN Rail
	SG 9916 Hirschmann plug set		SG 11264 Power supply 24V DC, 3.8 Ampere DIN Rail
	SG 10293 Cable 230V AC, 2/3/5/10 m		SG 11265 Power supply 24V DC, 5 Ampere DIN Rail
	SG 10300 Radio hand held 1 channel		SG 11266 Power supply 24V DC, 10 Ampere DIN Rail
	SG 10302 Radio hand held 5+1 channel		SG 11356 Motor drive 40/50-Series
	SG 10303 Radio hand held 10+2+1 channel		SG 11460 Cover for Hirschmann plug
	SG 10514 Tubular motor 230V AC, 10 Series S 3/30 K		SG 11480 Radio wall transmitter 1 channel
	SG 10523 Motor 230V AC, 20-Series S 3/30, radio receiver		SG 11490 Radio wall transmitter 5+1 channel
	SG 10715 Tubular motor 230V AC, 5 Series S 6/28		
	SG 10804 Radio hand held 15+5+1 channel		
	SG 11251 Tubular motor 24V DC, 50-Series S 3/32		
	SG 11260 Gateway Cedia		
	SG 11261 Gateway KNX		
	SG 11262 Expansion unit		

